



Electrolux

Modular Cooking Range Line 900XP 2-Burner Gas Boiling Top

ITEM # _____
MODEL # _____
NAME # _____
SIS # _____
AIA # _____



Modular Cooking Range Line

900XP 2-Burner Gas Boiling Top

391000 (E9GCGD2C00)

2-burner (6 kW each) gas
boiling top

Short Form Specification

Item No. _____

To be installed on open base installations, bridging supports or cantilever systems. High efficiency flower flame burners with continuous power regulation and optimized combustion. Flame failure device as standard on burners to protect against accidental extinguishing. Exterior panels of unit in stainless steel with Scotch Brite finish. Pan supports in heavy duty cast iron. Extra strength work top in heavy duty 2 mm stainless steel. Right-angled side edges to allow flush-fitting junction between units.

Main Features

- Unit to be mounted on open base cupboards, bridging supports or cantilever systems.
- The two 6 kW high efficiency flower flame burners are available in two different sizes to suit high performing cooking requirements of the most demanding customers:
 - 60 mm burners with continuous power regulation from 1,5 to 6 kW
 - 100 mm burners with continuous power regulation from 2.2 kW to 10 kW
- Gas appliance supplied for use with natural or LPG gas, conversion jets supplied as standard.
- Large sized pan support in cast iron (stainless steel as option) with long center fins to allow the use of the largest down to the smallest pans.
- Burners with optimized combustion.
- Flame failure device on each burner protects against gas leakage when accidental extinguishing of the flame occurs.
- Protected pilot light.
- The special design of the control knob system guarantees against water infiltration.
- IPX5 water protection.

Construction

- Unit is 930 mm deep to give a larger working surface area.
- All exterior panels in Stainless Steel with Scotch Brite finishing.
- AISI 304 stainless steel worktop, 2mm thick.
- Model has right-angled side edges to allow flush fitting joints between units, eliminating gaps and possible dirt traps.

APPROVAL: _____



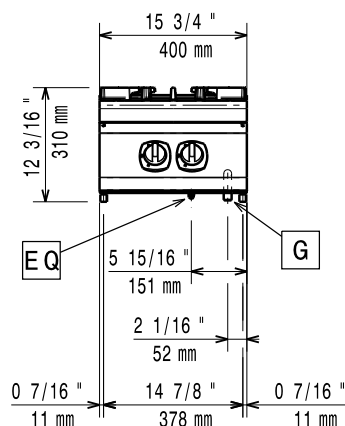
Electrolux

Modular Cooking Range Line
900XP 2-Burner Gas Boiling Top

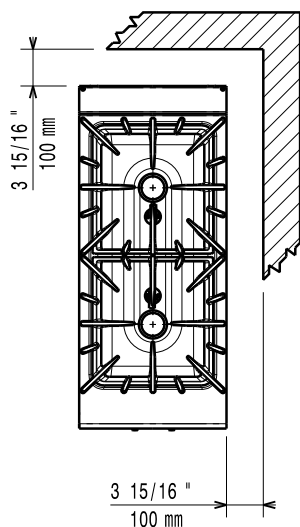
Optional Accessories

- Junction sealing kit PNC 206086
☐
- Draught diverter, 120 mm diameter PNC 206126
☐
- Matching ring for flue condenser, 120 mm diameter PNC 206127
☐
- Kit 4 wheels - 2 swivelling with brake - it is mandatory to install base support and wheels PNC 206135
☐
- Support for bridge type installation, 800mm PNC 206137
☐
- Support for bridge type installation, 1000mm PNC 206138
☐
- Support for bridge type installation, 1200mm PNC 206139
☐
- Support for bridge type installation, 1400mm PNC 206140
☐
- Support for bridge type installation, 1600mm PNC 206141
☐
- Support for bridge type installation, 400mm PNC 206154
☐
- Single burner radiant plate for pan support PNC 206170
☐
- Water column with swivel arm (water column extension not included) PNC 206289
☐
- Water column extension for 900 line PNC 206290
☐
- Stainless steel double grid for 2 burners PNC 206298
☐
- Chimney upstand, 400mm PNC 206303
☐
- Flue condenser for 1/2 module, 120 mm diameter PNC 206310
☐
- Wok pan support for open burners (700/900) PNC 206363
☐
- Base support for feet or wheels - 400mm (700/900) PNC 206366
☐
- Kit town gas nozzles (G150) for 900 gas boiling top PNC 206384
☐
- Side handrail-right/left hand (900XP) PNC 216044
☐
- Frontal handrail, 400mm PNC 216046
☐
- Frontal handrail, 800mm PNC 216047
☐
- Frontal handrail, 1200mm PNC 216049
☐
- Frontal handrail, 1600mm PNC 216050
☐
- Large handrail - portioning shelf, 400mm PNC 216185
☐
- Large handrail - portioning shelf, 800mm PNC 216186
☐
- 2 side covering panels for top appliances PNC 216278
☐
- Pressure regulator for gas units PNC 927225
☐

Front

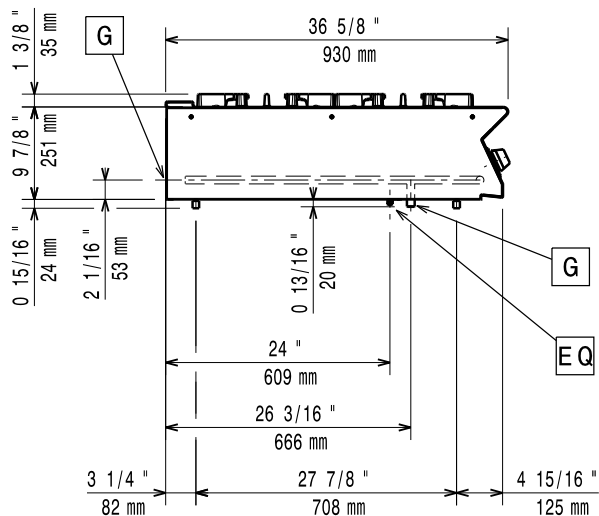


Top



G = Gas connection

Side



Gas

Gas Power:

391000 (E9GCGD2C00) 40908 Btu/hr (12 kW)

Gas Type Option: LPG; Natural Gas

Gas Inlet: 1/2"

Natural gas - Pressure: 7" w.c. (17.4 mbar)

LPG Gas Pressure: 11" w.c. (27.7 mbar)

Key Information:

Front Burners Power: 6 - kW

Back Burners Power: 6 - 0 kW

Back Burners Dimension - mm Ø 60

Front Burners Dimension - mm Ø 60

Net weight: 43 kg

Shipping weight: 45 kg

Shipping height: 540 mm

Shipping width: 460 mm

Shipping depth: 1020 mm

Shipping volume: 0.25 m³

If appliance is set up or next to or against temperature sensitive furniture or similar, a safety gap of approximately 150 mm should be maintained or some form of heat insulation fitted.