



# Electrolux

## Standard Preparation 1200 mm Sink with 1 Bowl & Right Drain

ITEM # \_\_\_\_\_  
MODEL # \_\_\_\_\_  
NAME # \_\_\_\_\_  
SIS # \_\_\_\_\_  
AIA # \_\_\_\_\_



Electrolux

Standard Preparation  
1200 mm Sink with 1 Bowl & Right Drain



Standard Preparation

1200 mm Sink with 1 Bowl & Right Drain

132345 (LG1216DXP)

Sink unit with 1 bowl  
600x500mm and right hand  
drainer, 1200mm

### Short Form Specification

#### Item No.

Made from 304 AISI stainless steel. The 50mm high worktop in 304 AISI stainless steel, 1mm in thickness, is sound-deadened and has an overflow rim and welded corners. Integral rear upstand, h=100mm, with 8mm radius. All-round apron. Square section legs 40x40mm on 1" height-adjustable feet (+/-20mm)

Bowl mm600x500x300h with overflow pipe and 2" drain hole; right hand drainer.

### Main Features

- Model complies with international hygiene and cleanability standards.

### Construction

- 50 mm worktop in 304 AISI stainless steel, 10/10 in thickness with overflow rim along the top.
- Sink bowl in 304 AISI stainless steel, supplied with overflow drain pipe and drain hole.
- 100 mm upstand with 8 mm radiused corner and 13 mm deep, designed to be used against a wall.
- Square section legs and 40 mm height-adjustable feet in 304 AISI stainless steel.
- Sink tops easily slotted onto the legs and taps are easily installed from the rear.
- Accessories available on request: lower shelf, tap unit, false bowl bottom, overflow filter, single or double syphons.

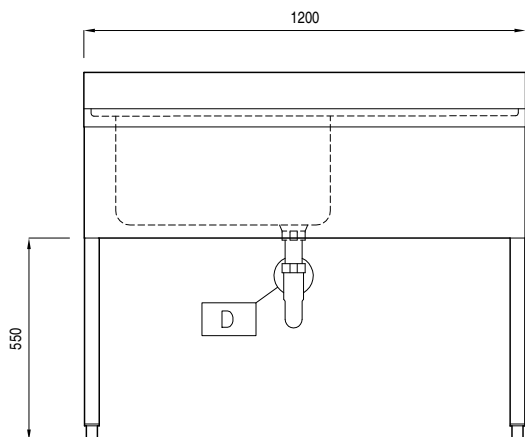
### Optional Accessories

- Elbow operated mixer tap 3/4" PNC 855302 ☐
- Elbow operated tap with spray arm and spout PNC 855304 ☐
- Mixer tap with spray, spout, short lever and thermostat, double hole PNC 855307 ☐
- Wall mixer tap with swivel spout 3/4" PNC 855310 ☐
- Mixer tap with spray arm 3/4" PNC 855311 ☐
- Prewash spray unit, single hole PNC 855315 ☐
- Mixer tap with spout, foot pedal operated for sinks on legs PNC 855317 ☐
- Mixer tap with swivel spout 3/4", single hole PNC 855319 ☐
- Maxi reel retractable hose spray unit, 10m PNC 855320 ☐
- Maxi reel retractable hose spray unit, 15m PNC 855321 ☐
- Elbow operated mixer tap with spout 3/4", single hole PNC 855322 ☐
- Elbow operated tap with spray arm and spout, single hole PNC 855324 ☐
- Infrared mixer tap with spout 3/4", single hole PNC 855325 ☐
- HD mixer tap with spray arm 3/4", single hole PNC 855326 ☐
- Maxi reel retractable hose spray unit, 6m PNC 855327 ☐
- Foot operated mixer tap (hot and cold) with spout 3/4" PNC 855328 ☐
- Mixer tap with spray and spout 3/4", single hole PNC 855329 ☐
- Lower shelf for 1200mm sink on legs PNC 855342 ☐

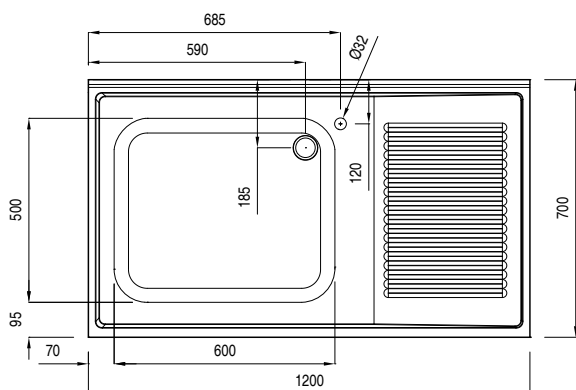
APPROVAL: \_\_\_\_\_

- False bottom for left hand 600x500mm bowl ☐ PNC 895110
- Overflow filter for 600x500mm bowl ☐ PNC 895135
- Single plastic drain syphon 2" for sinks ☐ PNC 895313
- Single brass drain syphon 2" for sinks ☐ PNC 895314

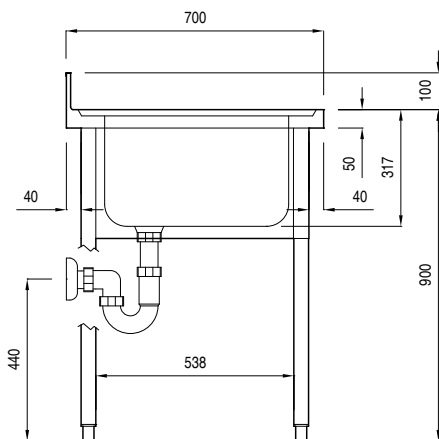
Front



Top



Side



D = Drain  
EQ = Equipotential screw

### Key Information:

External dimensions, Height:	
132345 (LG1216DXP)	1000 mm
External dimensions, Width:	1200 mm
External dimensions, Depth:	700 mm
Upstand Dimensions, Height:	100 mm
Upstand Dimensions, Depth:	13 mm
Upstand Dimensions, Radius:	R=8 mm
Bowls number	1
Bowl dimensions	600x500xH300
Worktop thickness:	50 mm
Net weight:	42 kg