



Electrolux

Modular Cooking Range Line 900XP 1/2 Module Ambient Worktop

ITEM # _____

MODEL # _____

NAME # _____

SIS # _____

AIA # _____



Modular Cooking Range Line

900XP 1/2 Module Ambient Worktop

391158 (E9WTNDN000)

Ambient worktop with
closed front, 1/2 module

Short Form Specification

Item No. _____

To be installed on 900XP refrigerated base, open base cupboard, bridging supports or cantilever systems. Constructed in stainless steel with Scotch Brite finish. Worktop in 20/10, stainless steel. Right angled side edges eliminate gaps and possible dirt traps between units.

APPROVAL: _____

Main Features

- Heavy duty internal frame in Stainless steel.
- Unit to be installed on other 900 line bases.
- Right angled side edges eliminate gaps and possible dirt traps between units.

Construction

- Stainless steel top provides a heavy duty work surface under any load.
- Unit is 930 mm deep to give a larger working surface area.

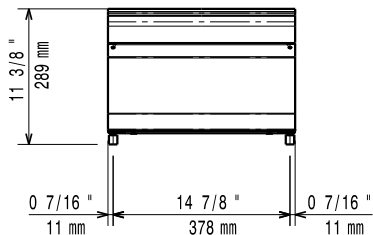

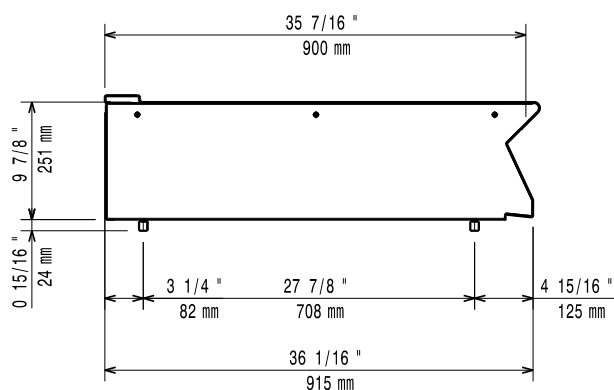


Electrolux

Modular Cooking Range Line
900XP 1/2 Module Ambient Worktop

Optional Accessories

- Junction sealing kit PNC 206086
☐
- Kit 4 wheels - 2 swivelling with brake PNC 206135
- it is mandatory to install base support and wheels ☐
- Support for bridge type installation, 800mm PNC 206137
☐
- Support for bridge type installation, 1000mm PNC 206138
☐
- Support for bridge type installation, 1200mm PNC 206139
☐
- Support for bridge type installation, 1400mm PNC 206140
☐
- Support for bridge type installation, 1600mm PNC 206141
☐
- Support for bridge type installation, 400mm PNC 206154
☐
- Half module overshef PNC 206183
☐
- Water column with swivel arm (water column extension not included) PNC 206289
☐
- Water column extension for 900 line PNC 206290
☐
- Chimney upstand, 400mm PNC 206303
☐
- Base support for feet or wheels - 400mm (700/900) PNC 206366
☐
- Side handrail-right/left hand (900XP) PNC 216044
☐
- Frontal handrail, 400mm PNC 216046
☐
- Frontal handrail, 800mm PNC 216047
☐
- Frontal handrail, 1200mm PNC 216049
☐
- Frontal handrail, 1600mm PNC 216050
☐
- Large handrail - portioning shelf, 400mm PNC 216185
☐
- Large handrail - portioning shelf, 800mm PNC 216186
☐
- 2 side covering panels for top appliances PNC 216278
☐

Front

Top

Side

Key Information:

External dimensions, Height:	
391158 (E9WTNDN000)	250 mm
External dimensions, Width:	400 mm
External dimensions, Depth:	930 mm
Net weight:	20 kg