



Electrolux

Standard Preparation 1200 mm Cupboard Sink for Dishwasher with 1 Bowl & Right Drainer

ITEM # _____

MODEL # _____

NAME # _____

SIS # _____

AIA # _____



Electrolux

1200 mm Cupboard Sink for Dishwasher with 1 Bowl & Right Drainer
Standard Preparation



Standard Preparation

1200 mm Cupboard Sink for Dishwasher with 1 Bowl & Right Drainer

132715 (MARMDX)

Cupboard with 1 bowl and 1 right hand drainer, 1200mm

Short Form Specification

Item No. _____

Made entirely from stainless steel. Inner welded frame in stainless steel. Unique connection of panels to inner frame. The 50mm high worktop in 304 AISI stainless steel, 1mm in thickness, incorporates a layer of sound deadening material and has upturned edges. Upstand (h=100mm) with 8mm rounded edge. Drainage area suitable for drying operations. Additional space under drainer for undercounter dishwasher. Sound-deadened hinged door. Base panel in 304 AISI stainless steel and height-adjustable intermediate shelf. Sink bowl in 304 AISI stainless steel with overflow pipe and drain hole. Mounted on feet, adjustable in height.

Main Features

- Model complies with international hygiene and cleanability standards.

Construction

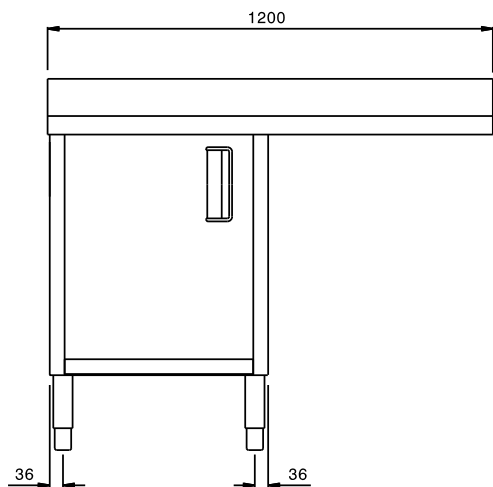
- Inner welded frame in stainless steel to guarantee superior strength and stability.
- Sink bowl in 304 AISI stainless steel, supplied with overflow drain pipe and drain hole.
- 50 mm worktop in 304 AISI stainless steel with upturned edges, incorporates an 18 mm layer of sound deadening material.
- Reinforced side and base panel in 304 AISI stainless steel.
- 100 mm upstand with 8 mm radiused corner and 13 mm deep, designed to be used against a wall.
- All edges are upturned for better safety.
- 304 AISI stainless steel feet, 200 mm high and 54 mm in diameter, adjustable by -50/+30 mm.
- Drainage area suitable for drying operations
- Heavy duty Stainless steel construction.

Optional Accessories

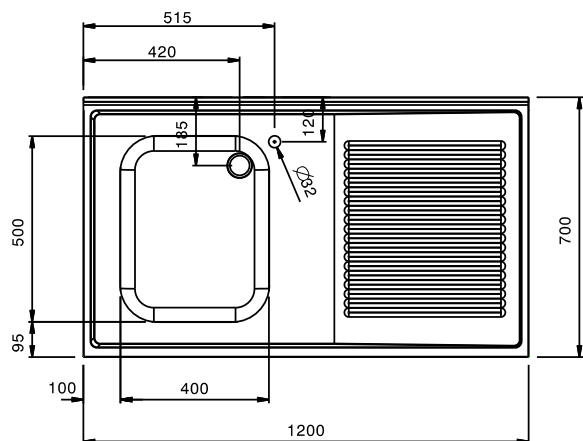
- Mixer tap with spray, spout, short PNC lever and thermostat, double hole 855307 ☐
- Wall mixer tap with swivel spout 3/4" PNC 855310 ☐
- Prewash spray unit, single hole PNC 855315 ☐
- Mixer tap with spout, foot pedal operated for sinks on legs PNC 855317 ☐
- Mixer tap with swivel spout 3/4", single hole PNC 855319 ☐
- Elbow operated mixer tap with spout 3/4", single hole PNC 855322 ☐
- Elbow operated tap with spray arm and spout, single hole PNC 855324 ☐
- Infrared mixer tap with spout 3/4", single hole PNC 855325 ☐
- HD mixer tap with spray arm 3/4", single hole PNC 855326 ☐
- Foot operated mixer tap (hot and cold) with spout 3/4" PNC 855328 ☐
- Single plastic drain syphon 2" for sinks PNC 895313 ☐
- Single brass drain syphon 2" for sinks PNC 895314 ☐

APPROVAL: _____

Front

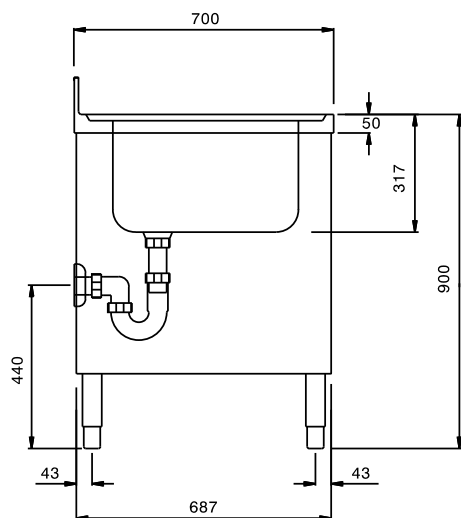


Top



D = Drain
EQ = Equipotential screw

Side



Drain:

Drainer position:

132715 (MARMDX)

Right to left

Key Information:

Cabinet width:	510 mm
Cabinet depth:	645 mm
Cabinet height:	330 mm
External dimensions, Height:	1000 mm
External dimensions, Width:	1200 mm
External dimensions, Depth:	700 mm
Upstand Dimensions, Height:	100 mm
Upstand Dimensions, Depth:	13 mm
Upstand Dimensions, Radius:	R=8 mm
Bowls number	1
Bowl dimensions	400x500xH300
Number and type of doors:	1Hinged
Worktop thickness:	50 mm
Net weight:	55 kg